

# EVOLVE® Xany 4 LTE

Room antenna for receiving both digital and analog TV

V7- 25/03

## INTRODUCTION:

This is a special designed antenna for both analog and digital terrestrial TV broadcasting reception. It can receive all the TV signals of your area in VHF and UHF band, as well as the FM radio signal. It is the best solution for home reception and digital portable TV reception. This antenna is an active antenna powered through AC power. It is very practical to install and very easy to use.

## Technical Data:

- Frequency range: VHF:87.5-230MHz UHF:470-694 MHz
- Receiving Range: FM/VHF/UHF
- Max Gain 50dBi
- Output Level: 95dBμV Max
- Out Impedance: 75Ω
- Noise Figure: ≤5dB
- Power Supply: 12V / 200mA
- 5G Filter

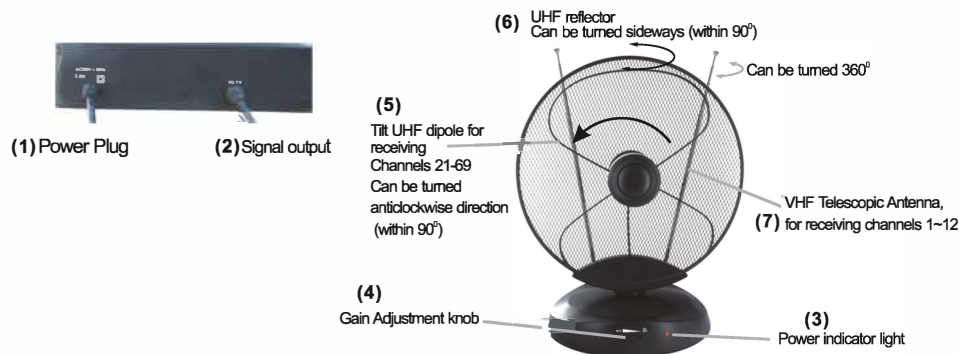
## Product Features:

- Variable gain control
- Power On/Off LED indicators
- SMD circuit technology design
- Built-in high gain and low noise amplifier
- Adjustable loop aerial for the best UHF reception
- Adjustable Telescopic antennas for optimum VHF and FM radio reception
- Specially designed for HDTV of various digital terrestrial signal (DVB-T, ISDB-T, DMB-T/H, ATSC) and DAB/FM radios.

## INSTALLATION:

Note: For the best reception, Please check the following conditions

1. Keep the antenna away from the sources of interference: keep the antenna away from those big power consumption devices, such as air conditioner, elevator, hair dryer and microwave oven...etc.
2. Place the antenna near windows when use the antenna in indoor environment.
3. Install the antenna as high as possible: in digital terrestrial reception, if there are some interceptions between antenna and transmission tower, it will cause the signal loss temporarily. So if the antenna is installed as possible, those interceptions will be reduced.



## SETTING AND CONNECTIONS

- Connect the AC 230V~ cable (1) to the 230V AC wall socket.
- Connect the TO TV cable (2) to the antenna-input socket of your TV or terrestrial digital set-top box.

After checking that all the connections have been done properly, turn on the power switch (4) to switch the antenna on: led (3) lights up showing that the amplifier of indoor antenna is working. Now, turn your television set on and select a TV programme, then adjust the rod antennas (7), the UHF dipole (5), the UHF reflector (6) and the amplifier gain adjuster knob (4) according to what is described in next paragraphs.

## SIGNAL RECEPTION

### VHF SIGNALS - I-III BAND (channels 1-12)

This antenna receives VHF signals (both analog and digital) through the rod antennas (7).

For best reception, adjust rod antennas as follows:

- for I Band: extend completely the rod antennas;
- for III Band: shorten the rod antennas to about 16 inches (the extension depends on the channel you want to receive);
- then, move the rod antennas until you get the best signal reception.

### UHF SIGNALS - IV-V BAND (channels 21-69)

This antenna receives UHF signals through dipole antenna (5):

- turn the UHF reflector sideways;
- turn the UHF dipole in anticlockwise direction until you get the best signal reception.

## GAIN ADJUSTING

In order to adjust the amplifier gain turn gain adjuster knob (4) until to get the best signal reception:

- to increase gain, turn the knob clockwise
- to reduce gain, turn the knob anticlockwise

**Note: This antenna can be used directly connected to TV or terrestrial set-top box, please take reference of following 2 different connecting ways to install your antenna.**

(Fig.1), Directly connected to TV

(Fig.2), Directly connected to terrestrial set-top box

Fig.1

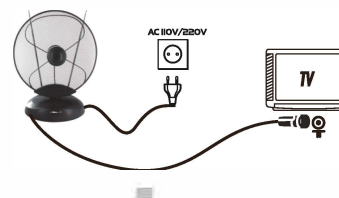
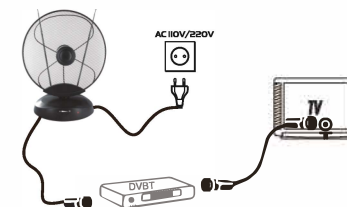


Fig.2





Disposal: The symbol of crossed out container on the product, in the literature or on the wrapping means that in the European Union all the electric and electronic products, batteries and accumulators must be placed into the separate salvage after finishing their lifetime. Do not throw these products into the unsorted municipal waste



#### DECLARATION OF CONFORMITY

Hereby, the company Abacus Electric, s.r.o. declares that the EVOLVEO Xany 4 is in compliance with the requirements of the standards and regulations, relevant for the given type of device.

Find the complete text of Declaration of Conformity at <http://ftp.evolveo.com/ce/>

Dovozce / Dovožca / Importer / Importőr  
Výrobce / Výrobca / Manufacturer / Gyártó

Abacus Electric, s.r.o.  
Planá 2, 370 01, Czech Republic  
Email: [helpdesk@evolveo.com](mailto:helpdesk@evolveo.com)  
Made in P.R..C.

Copyright © Abacus Electric, s.r.o.  
[www.evolveo.com](http://www.evolveo.com)  
[www.facebook.com/EvolveoCZ](http://www.facebook.com/EvolveoCZ)

All rights reserved.  
Design and specification may be changed without prior notice.

#### Power adapter specifications

Information published	Value and precision	Unit	Notes
Manufacturer's name or trade mark, commercial registration number and address	Guangdong Xinbao Electronic Technology Co., Ltd	-	-
Model identifier	XBA1200200V2	-	model number
Input voltage	100-240	V	Specified by the manufacturer. Shall be a value or a range.
Input AC frequency	50/60	Hz	Specified by the manufacturer. Shall be a value or a range.
Output voltage	12	V	Nameplate output voltage. Shall indicate whether is AC or DC.  In cases where more than one physical output or more than one output voltage at load condition 1 are measured, the sets of available Output voltage — Output current — Output power shall be published.
Output current	0,2	A	Nameplate output current.  In cases where more than one physical output or more than one output voltage at load condition 1 are measured, the sets of available Output voltage — Output current — Output power shall be published.
Output power	2,4	W	Nameplate output power.  In cases where more than one physical output or more than one output voltage at load condition 1 are measured, the sets of available Output voltage — Output current — Output power shall be published.
Average active efficiency	77,94	%	Declared by the manufacturer based on the value calculated as arithmetical mean of efficiency at load conditions 1-4.  In cases where multiple average active efficiencies are declared for multiple output voltages available at load condition 1, the value published shall be the average active efficiency declared for the lowest output voltage.
Efficiency at low load (10 %)	X,X	%	Declared by the manufacturer based on the value calculated at load condition 5.  External power supplies with a nameplate output power of 10 W or less shall be exempted from this requirement.  In cases where multiple average active efficiencies are declared for multiple output voltages available at load condition 1, the value published shall be the value declared for the lowest output voltage.
No-load power consumption	0,09	W	Declared by the manufacturer based on the value measured for load condition 6.